

Student Achievement Plan: Rainy River DSB

2022-2023 Academic Year

2021-2022 Academic Year

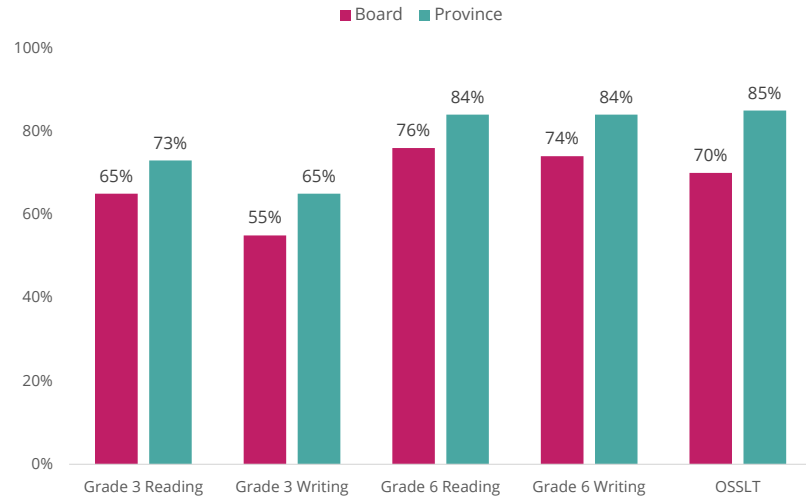
Achievement of Learning Outcomes in Core Academic Skills

Preparation of Students for Future Success

Student Engagement & Well-Being

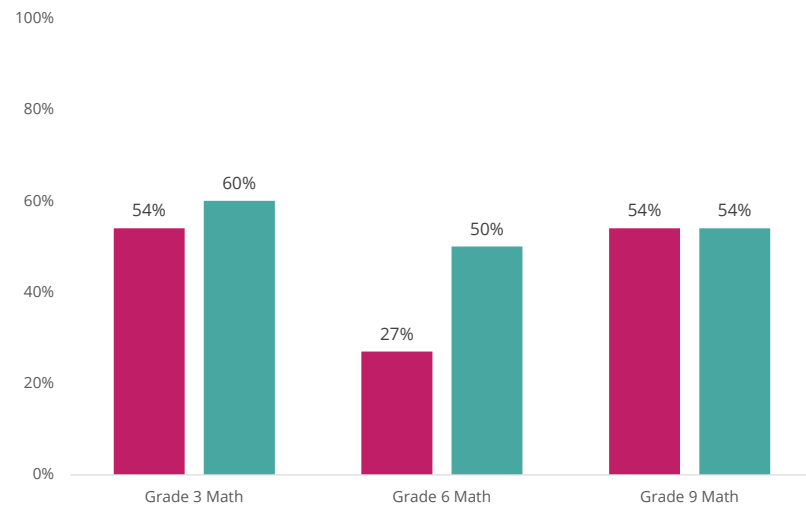
Goal: Improve students' literacy learning and achievement

Measure: % of student who met or exceeded the provincial standard on EQAO Assessments for Grade 3/6 Reading and Writing and % of first time eligible students who were successful on the OSSLT/TPCL.



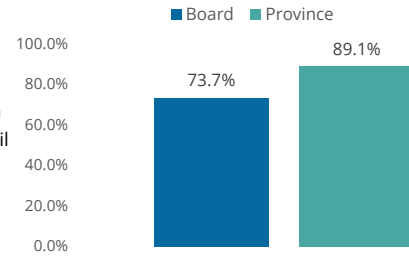
Goal: Improve students' math learning and achievement

Measure: % of students who met or exceeded the provincial standard on EQAO Assessments for Grade 3/6/9 Math



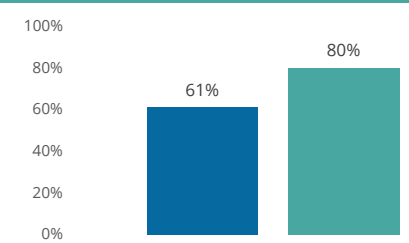
Goal: Improve students' graduation rates and preparedness for future success

Measure: % of students graduating with an OSSD within five years of starting Grade 9

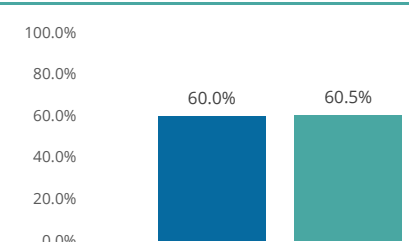


Includes students who began Grade 9 in 2017-2018 and tracks their progress until 2021-2022.

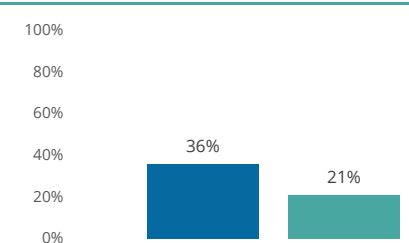
Measure: % of students who earn 16 or more credits by the end of Grade 10



Measure: % of students enrolled in at least one Grade 12 math or Grade 11 or 12 science courses



Measure: % of students participating in at least one job skills program (Specialist High Skills Major, Dual Credits or Ontario Youth Apprenticeship Program)

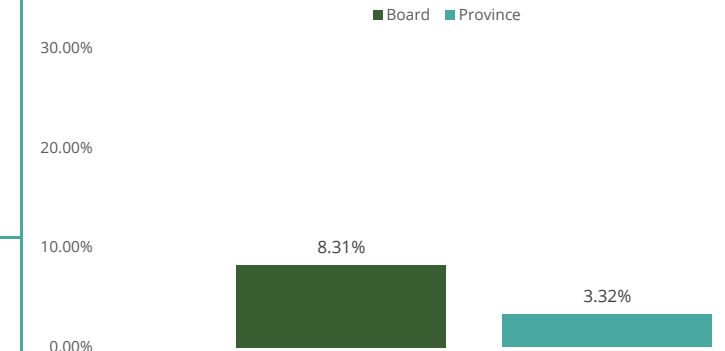


Measure: % of students who believe their learning has prepared them for the next step in their learning experience (i.e. next grade, post secondary, etc)

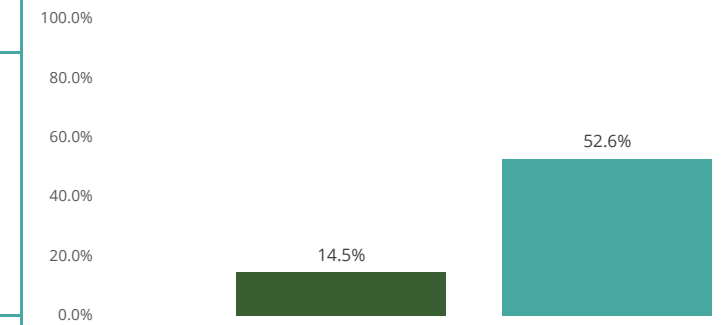
Data Forthcoming

Goal: Improve students' participation in class time and learning

Measure: % of students in Grades 4-12 who were suspended at least once



Measure: % of students in Grades 1-8 whose individual attendance rate is equal to or greater than 90 percent



Goal: Improve student well-being

Measure: % of Grade 6, 9 and 10 students who report being aware of mental health supports and services in order to seek supports for mental health

Data Forthcoming

Student Achievement Plan: Rainy River DSB

Provincial Priorities		Measures & Results				Actions our School Board will take to Improve
Goal(s)	How this is Measured	School Board Performance	Provincial Performance	Additional School Board Measures	How Our School Board Performs	
Achievement of Learning Outcomes in Core Academic Skills, 2022-2023						
Goal: Improve students' literacy learning and achievement	% of students who meet or exceed the provincial standard on:					
	Grade 3 EQAO Reading	65%	73%	- Empower Reading Program - Tier 3 intervention (5 schools)	Implementation is in progress.	- Implementing the Acadience Reading Assessments/Screen - Building Tier 1 classroom instruction - Building staff capacity in supporting proficiency in core literacy skills - Implementing the Empower Program across schools, including high schools, focusing on decoding and comprehension - Focusing on the <i>9 High-Impact Instructional Practices in Mathematics</i> and "Math Conversations" that move classroom conversations from teacher/student interactions to student/student math dialogue - Helping students to develop their Social Emotional Learning Skills (e.g., perseverance) - Improving math fact fluency (Reflex Math) - Offering small group and personalized instruction
	Grade 3 EQAO Writing	55%	65%	- Heggerty Phonics Program - K-6		
	Grade 6 EQAO Reading	76%	84%	- UFLI (K-6) & Acadience Reading assessments (7-8)		
Grade 6 EQAO Writing	74%	84%				
	% of fully participating, first-time eligible students who are successful on the OSSLT/TPCL	70%	85%	- OSSLC credit achievement - Previously Eligible OSSLT results	64.2% Previously Eligible students successful & 82.4% successful on OSSLC	
Goal: Improve students' math learning and achievement	% of students who meet or exceed the provincial standard on:					
	Grade 3 EQAO Math	54%	60%	- Social-Emotional Learning and climate surveys,	2023 EQAO (I Like Math): 71% - Gr. 3; 43% of Gr. 6; 55% of Gr. 9 2023 Climate Surveys: 53% - Gr. 4-6 like math; 42% - Gr. 7/8; 12% - Gr.9	
	Grade 6 EQAO Math	27%	50%	- Math Fact Fluency assessments: 13% of Gr. 1-8 students proficient in math facts		
	Grade 9 EQAO Math	54%	54%			
Preparation of Students for Future Success, 2021-2022						
Goal: Improve students' graduation rates and preparedness for future success	% of students who earn 16 or more credits by the end of Grade 10	61%	80%	- Gr. 9 Credit Accumulation trends: 2021-22: 79.1% Gr. 9 students on track to graduate	2020-21: 72.9% 2020-21: 56.8% Gr. 10 students on track to graduate	- Student Success supports: individualized timetables, transition activities, credit recovery/credit rescue, and to support credit accumulation - Pathway exploration through the Xello digital tool for Gr. 7-10, with focused lessons - Techways, an experiential skilled trades/career exploration program, for Gr. 7 & 8 students at all schools, along with SHSM, Dual Credits, and OYAP programs at all high schools - Destreaming in Gr. 9 with careful monitoring of Locally Developed course enrollment and Gr. 10 course selection. - Flexible learning environments and enhanced models of course delivery (e.g., Build a Course) through alternative education programs
	% of students participating in at least one job skills program (Specialist High Skills Major, Dual Credits or Ontario Youth Apprenticeship Program)	36%	21%	- Demographic trends & graduation rates in job skills programming	COOP: 16%; SHSM: 36%; Dual Credit: 13%; OYAP: 6% 46% of students are in at least one program.	
	% of students graduating with an OSSD within five years of starting Grade 9	73.7%	89.1%	- Graduation rate (GR) - students starting & graduating from RRDSB	Grad rate of students that stayed in RRDSB: 4 year rate: 78% & 5 year rate: 80.5%.	
	% of students enrolled in at least one Grade 12 math or Grade 11 or 12 science courses * <small>*This measure is influenced by small schools which may offer courses every 2nd year.</small>	60.0%	60.5%	- Course selection offerings - Individual Pathway Planning rates	For 2022-23: 83.9% enrolled in Gr. 12 Math; 74% in Gr. 11 math.	
	% of students who believe their learning has prepared them for the next step in their learning experience (i.e. next grade, post secondary, etc)	Forthcoming	Forthcoming			
Student Engagement & Well-Being, 2021-2022						
Goal: Improve students' participation in class time and learning	% of students in Grades 1-8 whose individual attendance rate is equal to or greater than 90 percent	14.5%	52.6%		>90% - 16.5% of students 80-89.9% - 32.6% of students <80% - 50.9% of students	- Ongoing communication and outreach between home and school along with research on best practices to promote regular attendance - Mental Health Literacy and stigma reduction: Mental Health Champions (students and staff), implementation of Gr. 7/8 Mental Health Literacy Modules, PD on restorative and trauma informed practices and anti-oppression, power and privilege - Piloting of PreVenture (substance prevention) in Gr. 8 - Joint planning with community organizations
	% of students in Grades 4-12 who were suspended at least once	8.31%	3.32%		Gr. 4-8: 76 incidents Gr. 9-12: 165 incidents 0 Expulsions	
Goal: Improve student well-being	% of Grade 6, 9 and 10 students who report being aware of mental health supports and services in order to seek supports for mental health	Forthcoming	Forthcoming	Gr. 4-8 school climate survey results (2023)	64% aware of in school supports; 52% aware of community supports	

Source: As reported by schools through the Ontario School Information System (OnSIS), 2021-2022, and the Education Quality and Accountability Office (EQAO), 2022-2023.